

BA Business Assurance

Premium Cover

What is Premium Cover?

Premium Cover is an insurance that pays your total insurance premiums if you, or a key person in your business becomes disabled and is unable to work.

Why do you need Premium Cover?

If you or a key person were to become totally disabled and unable to contribute to the business, then business priorities would change. If you have the right insurance in place you shouldn't have to tighten your purse strings too much. Premium Cover assists your business by paying for the cost of your policy for the entire time you are on claim meaning you have one less thing to budget for!





How does it work?

Premium Cover is an integral part of Key Person Start-Up Cover and Business Overheads Cover, but it's just as important to have alongside all of our other Business Assurance Covers such as:

- Life Cover
- Trauma Cover
- Complete Disablement Cover.

Regardless of the covers you choose, Premium Cover will pay your premium should you become totally disabled.

Premium Cover overview

Entry criteria:		Minimum entry age 20 Maximum entry age 60
Cover amount:		Total premium
Cover term:		To age 65
Waiting period:		You can choose a waiting period of: 4, 8 or 13 weeks

Occupation classes: 1-4

Your occupation class is determined by the work you do. Your financial adviser will be able to help you work out what occupation class will apply to you.

Mandatory cover:

It's mandatory to have Premium Cover if you have Key Person Start-Up Cover and Business Overheads Cover.

Meaning of total disability

Total disability means as a result of illness or injury, you are continuously unable to perform the duties of your pre-disability occupation which is necessary to produce pre-disability income and you are not working in any occupation in any capacity.

What's not covered?

- Intentional self-inflicted harm including attempted suicide
- Participating in a criminal activity
- Pregnancy or complications thereof lasting less than 90 days after the end of the pregnancy
- Failure to comply with the advice and treatment recommended by the attending treatment provider.
- Payments resulting of an increase in cover under your policy during the period of any claim.



Premium details

Minimum premium:



\$20 per month (incl. policy fee)

Payment frequency:



Weekly, fortnightly, monthly, half-yearly, annually

Payment method:



Direct debit, credit/debit card, annual cheque

Premium review structure

Under Premium Cover, you will have a one year premium review period. This means your premiums will adjust each year on your policy anniversary in line with your increasing age and any underlying premium rate changes that have occurred since your last policy anniversary date.

Benefit details

Premium Cover provides several benefits that are built-in to the cover.

Some facts to think about



The average weekly household expenditure is **\$1,300 per week.**

(www.stats.govt.nz - Household Expenditure Statistics: Year Ended June 2016)



In 2017, **231,100** claims were made to ACC for work-related injury.

(stats.govt.nz injury statistics- work-related claims: 2017)



There are an estimated 60,000 stroke survivors in New Zealand; many are disabled and in need of significant daily support.

(stroke.org.nz: 2018)

If you're still not sure, ask yourself.

If I became disabled and was no longer able to contribute to the business, could it afford to continue paying its insurance premiums to ensure its insurance cover remained in place.

If 'no', then now is a good time to talk to your financial adviser.

Built-in benefits

Premium Cover provides several benefits that are built-in to your cover including:

Benefit	What is it?	How it works	Why it's important
Total Disability Benefit	Your premiums will be paid if you become totally disabled.	If you become totally disabled, your total premium will be paid until either you are no longer disabled, or your policy has reached the end of its cover term (whichever occurs first). The total premium includes premiums for other people covered on your policy, even if they are not disabled.	Relieves your business of the financial responsibility of paying for your premium during your treatment and recovery.
Partial Disability Benefit	Your premiums will be paid if you return to work on a part-time basis.	If you have been totally disabled for at least seven consecutive days but return to work at a reduced capacity, Premium Cover will still pay the full policy premium. Your income has to be 75% or less of your pre-disability income.	Ensures that your policy remains in force in the event you can't return to work full time due to disability.
Recurrent Disability Benefit	Waiver of your waiting period if your disability recurs within 12 months of going off claim.	If you suffer a recurrence of a disability within 12 months of the end of a claim for the same illness or injury, the waiting period will be waived for the new claim.	If you suffer a recurrence of the same disability you are not unfairly penalised by having to wait out the period again.



Why OnePath?

We'll be here when you need us.

We take our responsibility to customers seriously. If you have any questions, at any stage, please don't hesitate to contact your financial adviser or us.



Talk to your financial adviser



Call us on 0508 464 999



Visit onepath.co.nz



Email insurance@onepath.co.nz



Fax 0508 464 777 (toll free)

OnePath Life (NZ) Limited (OnePath)

Private Bag 92131,
Victoria Street West,
Auckland 1142

Important information

This brochure is for information purposes and is a summary only. Please refer to the policy wordings for our full requirements and eligibility criteria. The content is intended to be of a general nature, does not take into account your financial situation or goals, and is not a personalised financial adviser service under the Financial Advisers Act 2008. It is recommended you seek advice from a financial adviser which takes into account your individual circumstances before you acquire a financial product. This brochure is based on information current as at April 2019 and is subject to change.

OnePath Life (NZ) Limited